



Hydrogen Sulfide Gas Sensor

(Model: MQ-E4-H₂S)

Manual

Version: 1.2

Valid from: 2014-05-01

Taiyuan Tengxing sensor technology Co., Ltd

Statement

- 1.The copyright of instructions belong to Taiyuan Tengxing sensor technology Co., Ltd(hereinafter referred to as the Company), nobody is allowed to copy, translate, spread or store without written approval.
- 2.Thanks for using our product. In order to use the products more smoothly, reduce faults result from inappropriate using, please read the instructions carefully before using and follow the rules suggested strictly. Anyone who don't follow the instructions, disassemble or change the internal components without permission will afford the loss.
- 3.The color, style and size of the product is subject to the object you received.
- 4.The company follows the idea of scientific and technological progress, make efforts to productimproving and technology-innovating. So we have the right to improve product without prior notice.
- 5.Please make sure it's valid before using the instructions. Any good suggestions from you is welcomed.
- 6.The instructions should be well kept

Taiyuan Tengxing sensor technology Co., Ltd

MQ-E4-H₂S Hydrogen Sulfide Gas Sensor

Profile

MQ-E4-H₂S hydrogen sulfide gas sensor is constant potential electrolysis type. Oxidation-reduction reaction with hydrogen sulfide and oxygen take place respectively on the working electrode and on the counter electrode. The process releases electric charge and generates current. The current is in direct proportion to the concentration of hydrogen sulfide. So the concentration of the target gas could be got by measuring the value of current.

Features

Low power consumption, high precision, high sensitivity, wide linear range, good anti-interference ability, excellent repeatability and stability.

Main applications

It is used for hydrogen sulfide detection in industrial occasions, mine and environmental protection field.

Technical Parameters Stable1.

Detection Gas	Hydrogen Sulfide(H ₂ S)
Detection Range	0~100ppm
Max range	500ppm
Sensitivity	(0.8±0.15)μA/ppm
Resolution	0.1ppm
Response Time(T ₉₀)	<30S
Bias Voltage	0mV
Load Resistance	10Ω(recommended)
Repeatability	<2 % Output value
Stability(/month)	<2 %
Output Linearity	Linear
Zero drift(-20℃~40℃)	≤0.2ppm
Temperature range	-20℃~50℃
Humidity range	15 % ~90 % RH
Pressure range	standard atmospheric pressure±10 %
Lifespan	2years(in air)

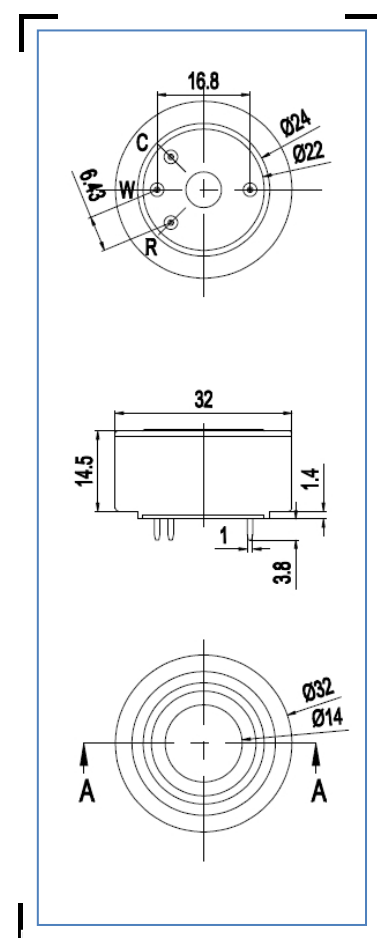


Fig1.Sensor Structure

Basic Circuit

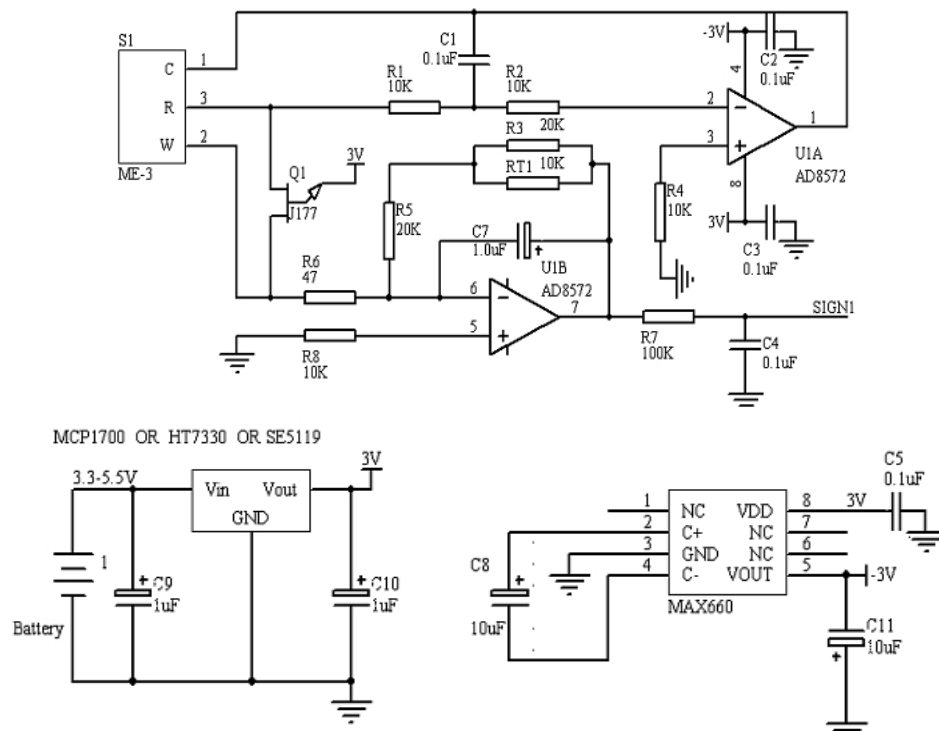


Fig2: MQ-E4-H₂S test circuit

Description of sensor characters

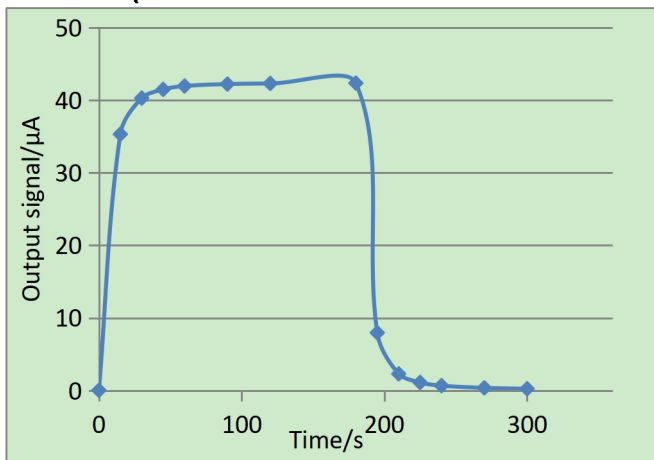


Fig3:Response and Resume

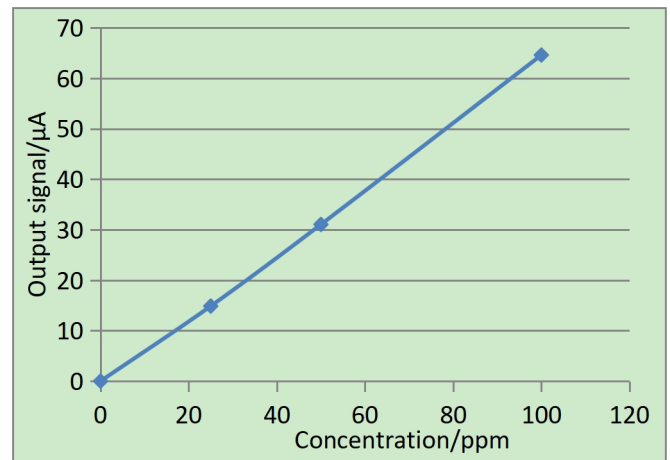


Fig4:Linearity

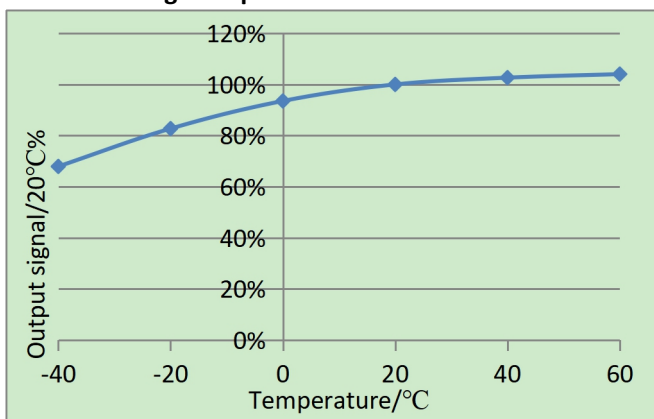


Fig5:Output of sensor at different temperature

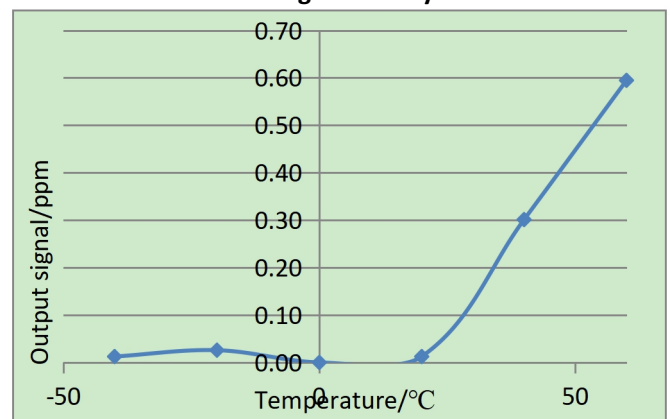


Fig6:Zero output of sensor at different temperature

Cross Interference

MQ-E4-H₂S sensor also can respond to other gases besides target gas H₂S.

Following data are

the response characteristics of the sensor to interferential gases at certain concentration for your reference.

Table2. Cross interference

Interference gas	Concentration	MQ-E4-H ₂ S
CO	200ppm	<0.5 ppm
CL ₂	10 ppm	<-0.7 ppm
C ₂ H ₄	400 ppm	<0.3 ppm
H ₂	10000 ppm	<5 ppm
Alcohol	1000 ppm	<0.3 ppm
NH ₃	50 ppm	<-0.3 ppm
SO ₂	20 ppm	<1.6 ppm
PH ₃	20 ppm	<14 ppm
Formaldehyde	10 ppm	<2.5 ppm
Benzene	100 ppm	<0.2 ppm
Methanol	200 ppm	<0.15 ppm

Cautions!

- Tin soldering is prohibited.
 - Before using, power on to aging for more than 48 hours is necessary.
 - Pins can't be broke off or bent.
 - Don't disassemble the sensor to avoid the damage caused by electrolyte leakage.
 - Avoid contacting organic solvent (including Silicone rubber and other adhesive), coatings, medicine, oil and high concentration gases.
 - All the electrochemical sensors shall not be encapsulated completely by resin materials, and shall not immerse in pure oxygen environment, otherwise, it will damage the function of sensor
 - All electrochemical sensors shall not be applied in corrosive gas environment, or the sensor will be damaged
 - Zero calibration should be finished in clean air.
 - During test and usage, sensors should avoid the gas inflow vertically
 - The side for inflow can't be choked and polluted.
 - The laminating film above the sensor surface can't be uncovered and damage.
 - Excessive impact or vibration should be avoided
-

-
- It takes some time for the sensor to return to normal state after it is applied in high concentration gas
 - Working electrode and reference electrode of the sensor shall be in short circuit when stored
 - Prohibit to use the hot cement or sealant of which the curing temperature is higher than 80°C to make the capsulation for the sensor.
 - Prohibit storage and usage for long time in alkaline gases with high concentration.
 - Do not use the sensor when the shell is damaged
-